




KubeCon



CloudNativeCon

Europe 2024

TRANSPARENCY REPORT



La vie en

CLOUD NATIVE

PARIS 2024



What an amazing week in Paris!

C'est vrai! This was the largest KubeCon + CloudNativeCon ever. We hosted 12,000+ attendees!

And that's fitting because this is a big year for cloud native - **Kubernetes is turning 10** on June 6th! Together as a community, we have worked hard and propelled Kubernetes and cloud native to where they are today - powering the majority of Web applications and extending to new and unique workloads almost every year. In my keynote in Paris, I focused on how cloud native is building the foundation for the next monumental shift in technology today, AI. What makes cloud native special is the people it encompasses. This community is constantly innovating, constantly evolving to support the next era of computing. It's exhilarating to witness this force at work.

And the force was strong in Paris. From our 16 co-located events - with over 6,000 attendees, a record! - to 331 total sessions, 19 keynotes, and 223 breakouts, participants old and new brought enthusiasm, stories, and support to all things cloud native. This included AI, app development, platform engineering, observability, and so much more.

There were many firsts at this KubeCon. New and thoughtful connections were made during our first-ever Poster Sessions, where researchers had the chance to talk about their work face-to-face. For the first time, we provided tours at the Project Pavilion to help answer questions and educate attendees on various projects. We hosted our first Cloud Native Hackathon in conjunction with the United Nations and worked on real-world problems, including sustainable cities, deforestation, and gender equality. We held lively ClashLoopBackOff competitions, Ambassador and Kubernetes Community Day + Cloud Native Community Group organizer meetups, contributor meetings, and more.

We want to bring the magic of KubeCon + CloudNativeCon to more people around the world. So, this year I look forward to seeing you at a KubeCon near you, whether that be KubeCon + CloudNativeCon China 2024 in Hong Kong on August 21-23, KubeCon + CloudNativeCon North America 2024 in Salt Lake City on November 12-15 or KubeCon + CloudNativeCon India 2024 in Delhi on December 11-12. Au revoir!



Priyanka Sharma
General Manager, CNCF




52%
First-time attendees



2,541
CFPs submitted



312
Attendee scholarships



7,500+
Pieces of media coverage



Christoph Blecker
(@tophee@hachyderm.io)
@tophee

Another #KubeCon in the books. The energy this year was amazing! Got to see friends old and new.. saw the next generation of community leaders not only step forward, but absolutely *thrive*.. and ate close to my body weight in croissants 🥐.

11:53 AM · March 23, 2024 · 3,233 Views



ATTENDEE OVERVIEW

The magic of Paris met the magic of the cloud native community, and let's just say it was a very happy and successful gathering of longtime members and new faces.

DEMOGRAPHICS

12,048

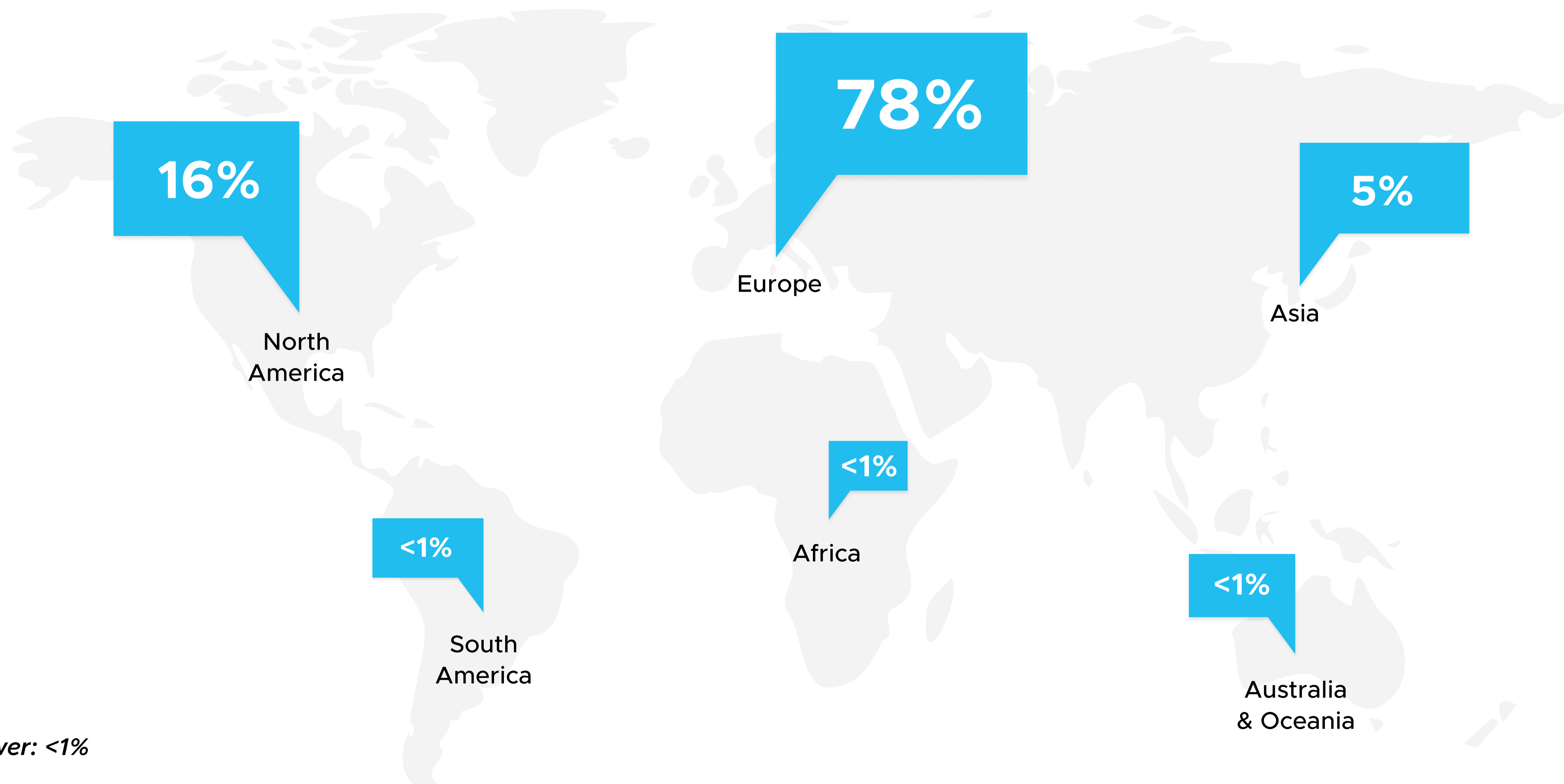
REGISTRATIONS

52%

FIRST-TIME ATTENDEES



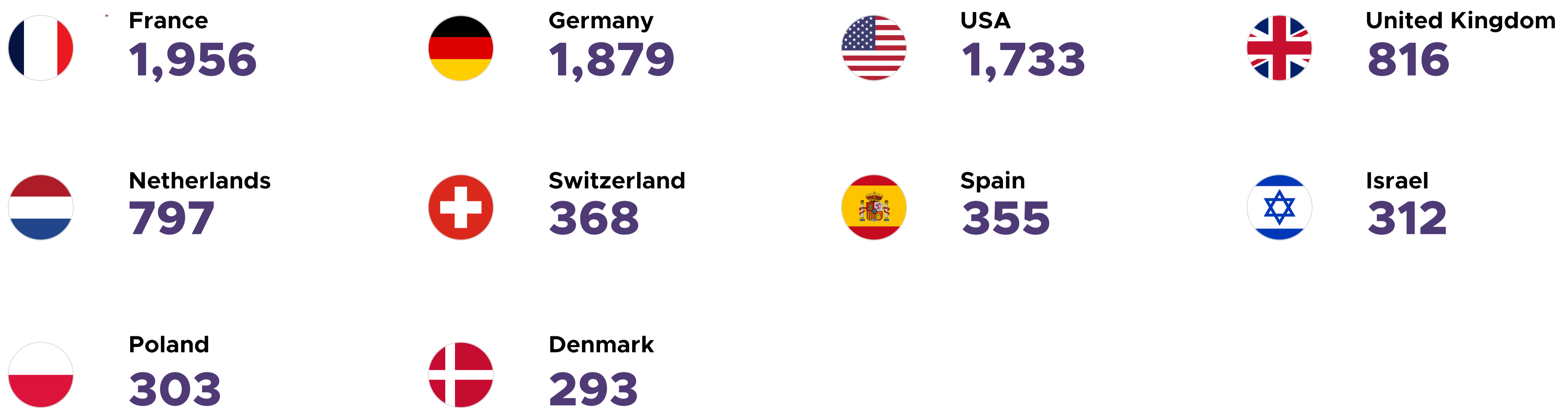
ATTENDEE GEOGRAPHY



Did not answer: <1%



TOP COUNTRIES IN ATTENDANCE



TOP 3 JOB FUNCTIONS

DEVOPS/SRE/SYSADMIN

4,468

DEVELOPER

1,896

ARCHITECT

1,878

ATTENDEE JOB FUNCTION	TOTAL	%
Architect	1878	16%
Business Operations	208	2%
Developer	1896	16%
- Data Scientist	74	1%
- Full Stack Developer	1550	13%
- Machine Learning Specialist	68	1%
- Web Developer	197	2%
- Mobile Developer	7	0%
DevOps / SRE / SysAdmin	4468	37%
Executive	743	6%
IT Operations	252	2%
- DevOps	114	1%
- Systems Admin	99	1%
- Site Reliability Engineer	36	0%
- Quality Assurance Engineer	3	0%
Sales / Marketing	866	7%
Media / Analyst	135	1%
Student	145	1%
Product Manager	482	4%
Professor / Academic	88	1%
Other	886	7%





TICKET TYPE	2017 Berlin	2018 Copenhagen	2019 Barcelona	2020 Virtual	2021 Virtual	2022 Valencia	2023 Amsterdam	2024 Paris
TOTAL	1,535	4,300	7,700	18,682+	26,648+	18,550	16,092	12,048
In-person Corporate	58%	62%	63%	N/A	N/A	18.7%	33%	48%
In-person Individual	12%	10%	13%	N/A	N/A	7%	13%	20%
Speaker	9%	8%	6%	2%	1.1%	2.6%	4%	8%
Sponsor	17%	16%	14%	6%	4.7%	11.7%	13%	19%
Media	2%	2%	1%	<1%	0.6%	0.9%	1%	1%
Academic	2%	3%	3%	N/A	N/A	1.2%	2%	4%
Virtual All Access Pass	N/A	N/A	N/A	71%	67%	50%	27%	N/A
Virtual Keynote + Solutions Showcase Only	N/A	N/A	N/A	20%	27%	8%	8%	N/A

DIVERSITY, EQUITY & INCLUSIVITY

CNCF strives to ensure that everyone who participates in KubeCon + CloudNativeCon feels welcome, regardless of gender, gender identity, sexual orientation, disability, race, ethnicity, age, religion, or economic status. For data privacy reasons, we have removed the (optional) attendee demographics questions from our event registration forms. However, we do measure speaker and scholarship applicant demographics with the CFP and application respectively.

In an effort to support diversity, equity, and inclusivity, attendees were invited to join our Diversity Lunch, as well as Peer Group Mentoring and EmpowerUs. A total of 122 participants attended the Diversity Lunch, while 43 mentees took advantage of the Peer Group Mentoring/Career Networking, and 57 were part of EmpowerUS.

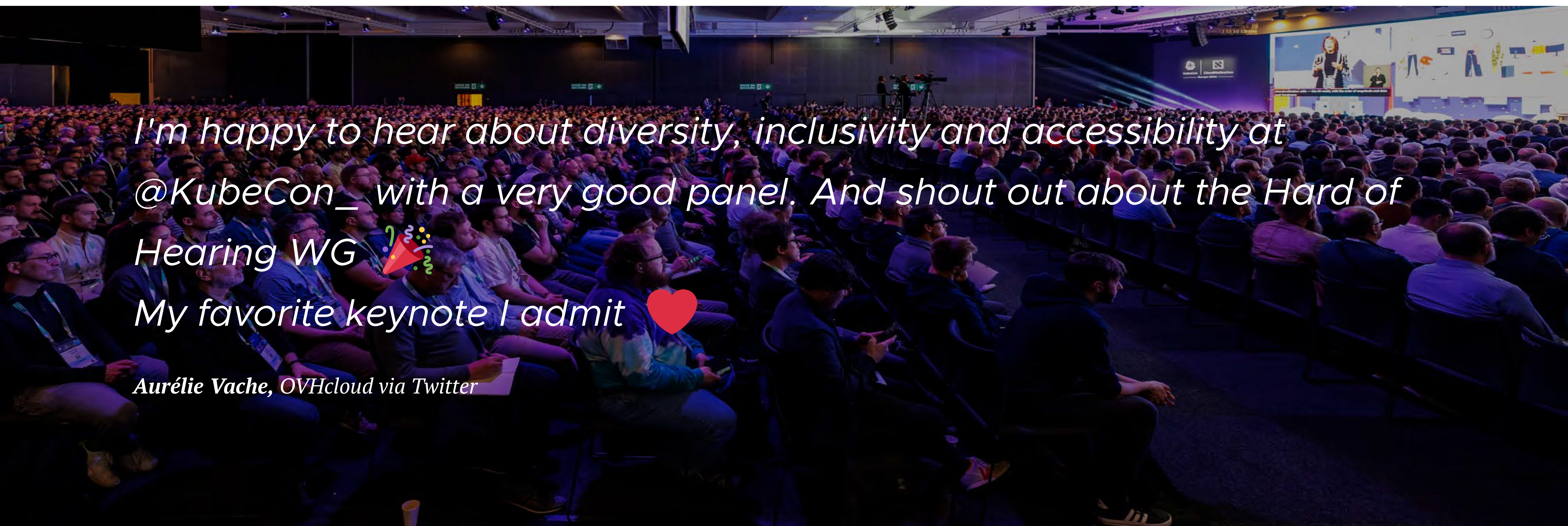
SPONSORED BY



GOLD CHAOSS D&I EVENT BADGE



Awarded to events in the open source community that foster healthy D&I practices.



*I'm happy to hear about diversity, inclusivity and accessibility at @KubeCon_ with a very good panel. And shout out about the Hard of Hearing WG 🎧💡
My favorite keynote I admit ❤️*

Aurélie Vache, OVHcloud via Twitter

CO-LOCATED EVENTS

This year CNCF hosted 16 co-located events on topics ranging from platform engineering to observability, AI, startup strategies, and CNCF projects.

16 CNCF-HOSTED CO-LOCATED EVENTS

5,956


TOTAL ONSITE LEADS
(40% INCREASE FROM NORTH AMERICA 2023)

221

AVERAGE ONSITE LEADS PER SPONSOR
(25% INCREASE FROM NORTH AMERICA 2023)



REPORTS




FULL DAY, 1 TRACK

SPONSORS

Diamond	Platinum
Heroku	Dagger
	Diagrid

ATTENDANCE

Avg. Session	Peak Session
223	470



FULL DAY, 2 TRACKS

SPONSORS


Diamond	Platinum	Gold
Akuity	Harness	Intuit
Codefresh	Red Hat	

Session Recording

CloudGeometry

ATTENDANCE

Avg. Session	Peak Session
203	630



FULL DAY, 1 TRACK

Diamond	Platinum	Gold
Cortex	Roadie	Solo.io
OpsLevel		
Red Hat		
Spotify		
Thoughtworks		

ATTENDANCE

Avg. Session	Peak Session
148	225

REPORTS (CONTINUED)



FULL DAY, 1 TRACK

SPONSORS

Diamond

Isovalent

Solo.io


ATTENDANCE

Avg. Session

213

Peak Session

370



FULL DAY, 1 TRACK

ATTENDANCE

Avg. Session

167

Peak Session

274



HALF DAY, 1 TRACK

ATTENDANCE

Avg. Session

77

Peak Session

110



HALF DAY, 1 TRACK

SPONSORS

Gold

Percona

ATTENDANCE

Avg. Session

175

Peak Session

434



FULL DAY, 1 TRACK

SPONSORS

Gold

Google Cloud

ATTENDANCE

Avg. Session

145

Peak Session

228



HALF DAY, 1 TRACK

ATTENDANCE

Avg. Session

201

Peak Session

296



HALF DAY, 1 TRACK

SPONSORS

Diamond

Red Hat

Gold

Canonical

Session Recording

Kubeflow Project

ATTENDANCE

Avg. Session

133

Peak Session

237



HALF DAY, 1 TRACK

SPONSORS

Diamond

Spectro Cloud

SUSE

ATTENDANCE

Avg. Session

160

Peak Session

275



HALF DAY, 1 TRACK

SPONSORS

Gold

Rafay

ATTENDANCE

Avg. Session

188


Peak Session

319

@ThanosMetrics @CloudNativeFdn @KubeCon_
 ThanosCon went amazing. Grateful for so many people
 helping around to make this happen! ❤️
 Can't wait to share some thoughts from co-organizing
 this event!

Bartłomiej Płotka
 Google via Twitter

REPORTS (CONTINUED)




FULL DAY, 2 TRACKS

SPONSORS

Diamond	Platinum	Gold
New Relic	Honeycomb.io OpenSearch	Grafana Labs

ATTENDANCE

Avg. Session 211	Peak Session 331
-------------------------------------------------------------------------------------	-------------------------------------------------------------------------------------




HALF DAY, 1 TRACK

SPONSORS

Gold
 Spacelift

ATTENDANCE


Avg. Session 126	Peak Session 188
-------------------------------------------------------------------------------------	-------------------------------------------------------------------------------------



HALF DAY, 1 TRACK

ATTENDANCE

Avg. Session 80	Peak Session 100
------------------------------------------------------------------------------------	-------------------------------------------------------------------------------------



FULL DAY, 1 TRACK

SPONSORS

Diamond	Platinum	Startup
Upbound	Cortex Gitpod Octopus Deploy Red Hat Seal Software	Humanitec Port Syntasso

Session Recording
 CloudGeometry

ATTENDANCE

Avg. Session 261	Peak Session 360
-------------------------------------------------------------------------------------	-------------------------------------------------------------------------------------

CONTENT

With so much great content, attendees told us it was hard to choose! All told, there were 19 keynotes, including sponsored, 331 total sessions, 223 breakouts and 108 maintainer sessions.

KEY STATS

19

KEYNOTES INCLUDING
SPONSORED

331

TOTAL SESSIONS

223

BREAKOUTS

108

MAINTAINER SESSIONS

CAPTIONING USAGE

464 hours

Using in-room Wordly on attendee's mobile device.

The top 5 languages

French, English (US), Japanese, English (UK), Spanish

Thank you to our fabulous KubeCon + CloudNativeCon co-chairs Aparna Subramanian, Director of Production Engineering at Shopify, Nikhita Raghunath, Staff Software Engineer at VMware by Broadcom, and Kasper Borg Nissen, Staff Engineer at Lunar.



Aparna Subramanian

Shopify
Director of Production Engineering



Nikhita Raghunath

VMware
Staff Software Engineer



Kasper Borg Nissen

Lunar
Staff Engineer

CONTENT BREAKDOWN

Our conference was curated by our hardworking co-chairs, Aparna Subramanian, Nikhita Raghunath, and Kasper Borg Nilsen, and they worked closely with 128 program committee members as well as 22 track chairs. Talks were selected by the program committee through a rigorous, non-biased process where they were randomly assigned submissions to review within their area of expertise.




SPEAKER DIVERSITY

CNCF enforces guidelines on gender and diversity equality among our speakers, including not accepting all-male panels.

DIVERSITY	%
Gender Minority (keynotes)	35%
Men (keynotes)	65%
Gender Minority (breakouts)	25%
Men (breakouts)	75%




KEY STATS




2,541

CFP SUBMISSIONS



637

SPEAKERS



47%

FIRST-TIME SPEAKERS



128

PROGRAM COMMITTEE MEMBERS

SCHOLARSHIPS

SCHOLARSHIPS

TOTAL

Travel Funding Scholarships

88

Registration Scholarships

172

Speaker Scholarships

52

SPONSORED BY



Rishabh Bhandari

b_rishabh

Finally heading to KubeCon this year in Paris, thanks to the Dan Kohn Scholarship!

Can't wait to dive into the world of [#Kubernetes](#) with peers and pioneers. See you there! [#KubeCon](#)

[#DanKohnScholarship](#)

[@KubeCon_](#) [@CloudNativeFdn](#)

9:34 PM · March 11, 2024 · 43 Views



AI HUB

It was all things artificial intelligence during the second AI Hub. The Unconference kicked off with a keynote by Rajarajan Pudupatti, Vice President of platforms-as-a-service for Fidelity, who spoke about “Engineering Foundations for AI Innovation.” Pudupatti offered practical advice on creating internal developer platforms that will best leverage artificial intelligence.

OTHER UNCONFERENCE TOPICS INCLUDED:

- How are you using gen AI?
- Platform engineering foundations for AI innovation
- Managing and running LLMs and embedding models in the cloud
- What is the best way to get involved in AI open source?
- How can we trace copyrights in the data we use?
- What do we need out of batch scheduling systems like K8s to better support AI Train/Inference?
- Is AI going to take my job?

SECURITY HUB

This was an opportunity to dive into all things security, and, no surprise, the most popular event was CTF (Capture the Flag).

UNCONFERENCE TOPICS INCLUDED:

- An intro to cloud native CTF
- A demo of Archivista using TUF to store Policy

CLOUDNATIVEHACKS

We had our first ever Hackathon, with 8 teams from 8 countries working on tough real world challenges in collaboration with the United Nations.


The focus of this hackathon was supporting the UN Sustainable Development Goals (SDG's). The teams covered 10/17 of these goals. The first place winner was the team **Urban Unity**, Carolina Lindqvist and Syed Ali Raza Zaidi, from Switzerland and the United Kingdom, for their Collective Formulation of Urban Planning Re-decisions. This event was sponsored by Heroku.



KIDS DAY

On Saturday, March 23, we hosted a complimentary Kids Day in Paris. The event was attended by 43 children and featured 4 workshops:

1. Learning AI with Phippy the Giraffe
2. Minecraft Modding
3. Phippy and Friends Raspberry Pi Zoo Rescue
4. Sonic Pi Workshop for Kids - Unleashing the Magic of Music through Code



SUSTAINABILITY

We're committed to sustainability at our events and KubeCon + CloudNativeCon Europe was no exception.

Our venue, the Paris Expo Porte de Versailles, is managed by Viparis, a company known for focusing on sustainability, social responsibility, and innovation. Their commitments involve reducing their environmental impact, supporting local communities, and enhancing event experiences through sustainable practices and technological advancements.

In addition to selecting an environmentally conscious venue, we:

- Served 39,354 lunches with less than 5% waste.
- Recycled 11 tons of cardboard, PE, PET, and aluminum can waste.
- Used conference lanyards made from 100% Recycled Polyethylene Terephthalate. Our lanyard sponsor, Veeam, collected all remaining lanyards to be used at a future event.
- Donated items such as books, apparel, giveaways, office supplies left by the event and sponsors to a local children's hospital and a local organization supporting poverty.
- Chose a venue that was easily accessible via public transportation, walking, or biking.
- Happily supported [KubeTrain](#), a community-led effort to encourage sustainable travel to and from the event.



HEALTH & SAFETY ONSITE


KubeCon + CloudNativeCon implemented the following health and safety measures:




Face masks were available upon request.



Hand sanitizing stations were available throughout the venue.



Microphones were sanitized between each speaker.



Current regulations in France required public assemblies of a certain size that all event participants to pass through an onsite metal detector screening upon entering the event venue. This was a seamless process onsite.

INCIDENT TRANSPARENCY REPORT:

- 3 Code of Conduct reports received onsite
- 18 medical interventions including one health-related evacuation
- We did not receive any notifications of COVID-19 cases

MEDIA & ANALYST COVERAGE

KEY STATS



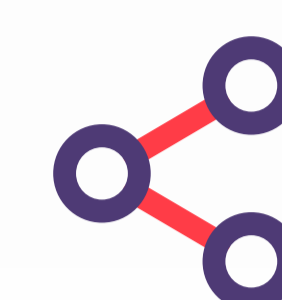
7,500

MENTIONS OF KUBECON
+ CLOUDNATIVECON



78% ↑

INCREASE FROM 2023
EUROPE EVENT



229k

@CLOUDNATIVEFDN TWITTER
HANDLE IMPRESSIONS

ONLINE REACH + TRAFFIC



577k+

SOCIAL IMPRESSIONS



7.6K


SOCIAL ENAGEMENTS



18.4K+

EVENT SESSION VIEWS

MEDIA + ANALYST RESULTS



151

media and analysts covering



75k


member-submitted articles
placed in media partner
publications



53

members and sponsors contributed to
CNCF news package

MEDIA COVERAGE



MEDIA COVERAGE HIGHLIGHTS

Over 7,500 articles, posts and press releases were published from KubeCon + CloudNativeCon (as of April 9).

[Tech Target](#) - Cybersecurity highlights from KubeCon + CloudNativeCon Europe

[Diginomica](#) - KubeCon + CloudNativeCon 2024 - AI means it's Springtime for open source, says CNCF

[Forbes](#) - CNCF Drives Efforts To Standardize AI Functions In Our Cloud-Native Future

INDUSTRY ANALYST COVERAGE HIGHLIGHTS

[Forrester](#) - Wasm Today, AI Tomorrow: KubeCon Expands Its Reach

[Fierce Network](#) - Industry Voices: Hanging out with Cloud Natives - Insights from KubeCon Europe 2024

[Forbes](#) - KubeCon Highlights Cloud Native Upside for AI As Well As Challenges, Scott Raynovich, Futurium

SPONSOR INFORMATION

A huge thank you to the sponsors, partners and supporters of KubeCon + CloudNativeCon Europe 2024. We couldn't do it without your support and collaboration.

BOOTH TRAFFIC	TOTAL
Onsite leads total	109,718
Onsite leads average/booth	530



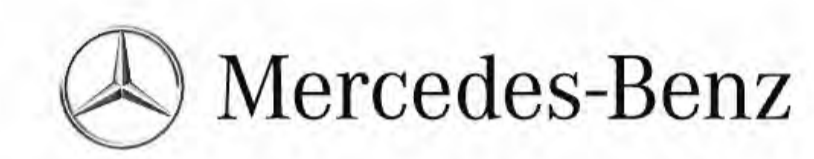
YOY SPONSORSHIP	2017 Berlin	2018 Copenhagen	2019 Barcelona	2020 Virtual	2021 Virtual	2022 Valencia	2023 Amsterdam	2024 Paris
Diamond	5	6*	6*	6*	6*	6*	7*	5
Platinum	4	7	15	7	8	17	18	17
Gold	7	7	14	8	12	18	18	22
Silver	15	51	55	35	46	95	111	115
Start-up	13	25	53	26	28	49	63	53
End User	N/A	N/A	3	3	2	2	1	3
Marketing Opportunities	8	19	27	17	25	44	45	35
Total Unique	47	96	146	87	102	189	221	218

* Capped Maximum

DIAMOND SPONSORS



PLATINUM SPONSORS




[SEE ALL SPONSORS AND PARTNERS](#)

THANK YOU

*We hope you enjoyed reflecting on a great event in Paris!
Let's do it again in Salt Lake City!*

Your comments and feedback are welcome at events@cnf.io

Check out our [calendar for community events near you](#) and don't forget to [register for KubeCon + CloudNativeCon North America](#) in Salt Lake City, Utah, November, 2024.





CLOUD NATIVE COMPUTING FOUNDATION